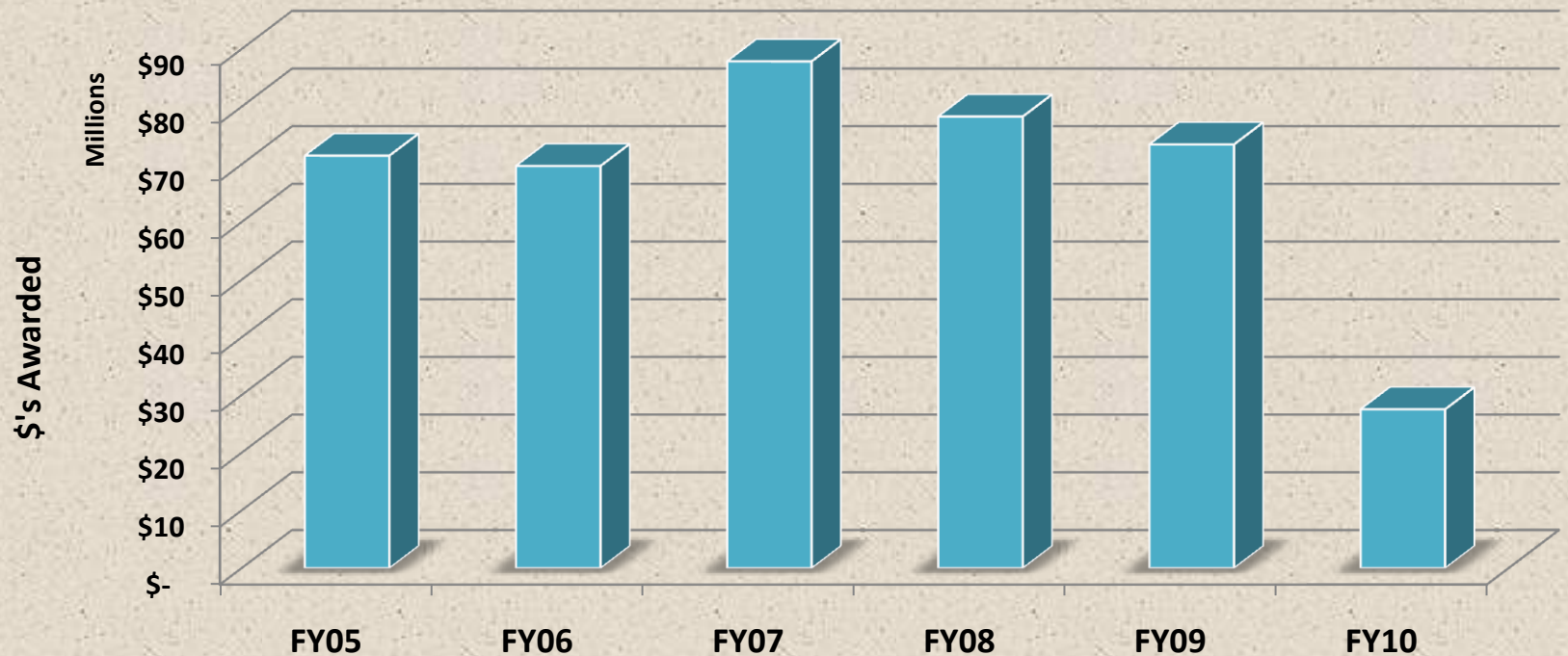
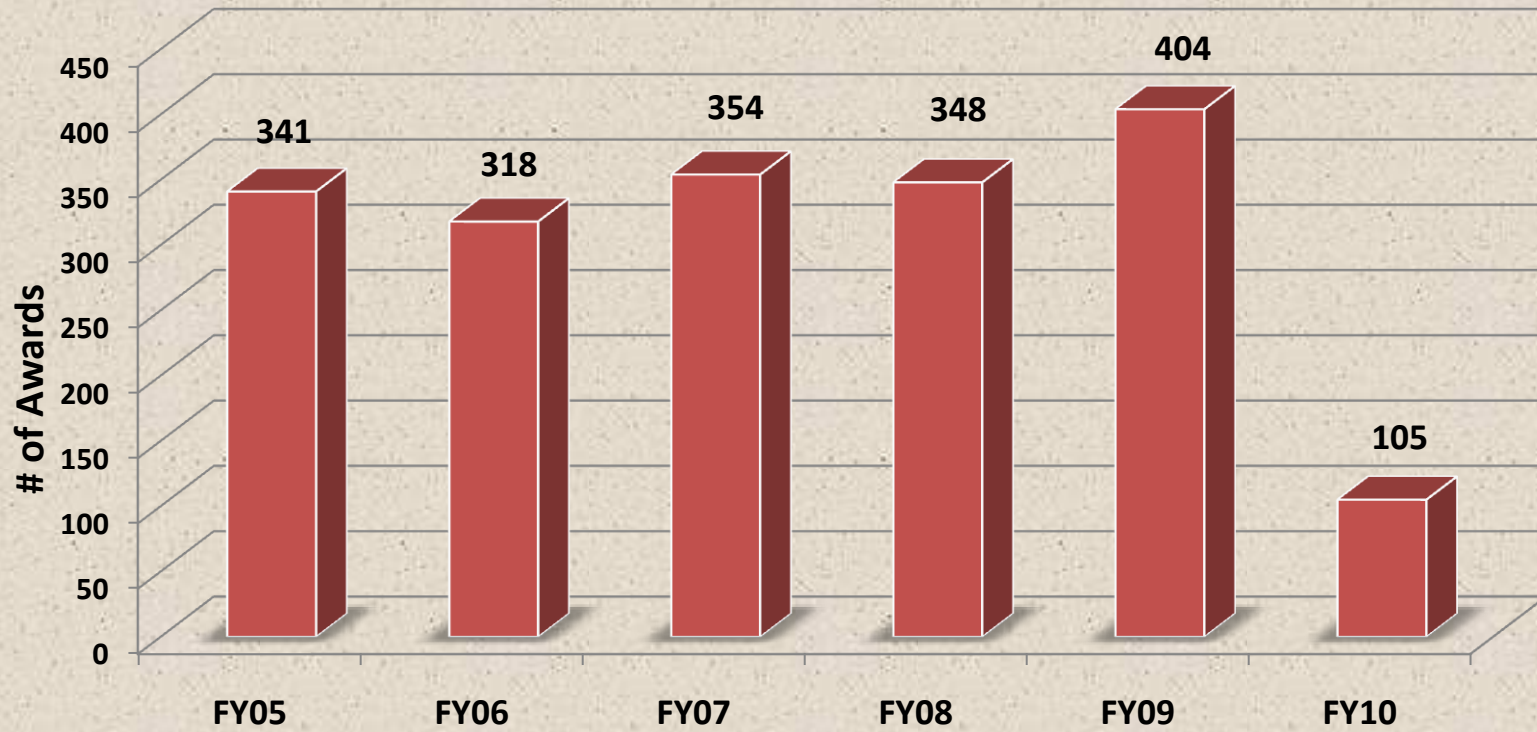


FY10 1st Qtr Comparison of Awarded RESEARCH Dollars



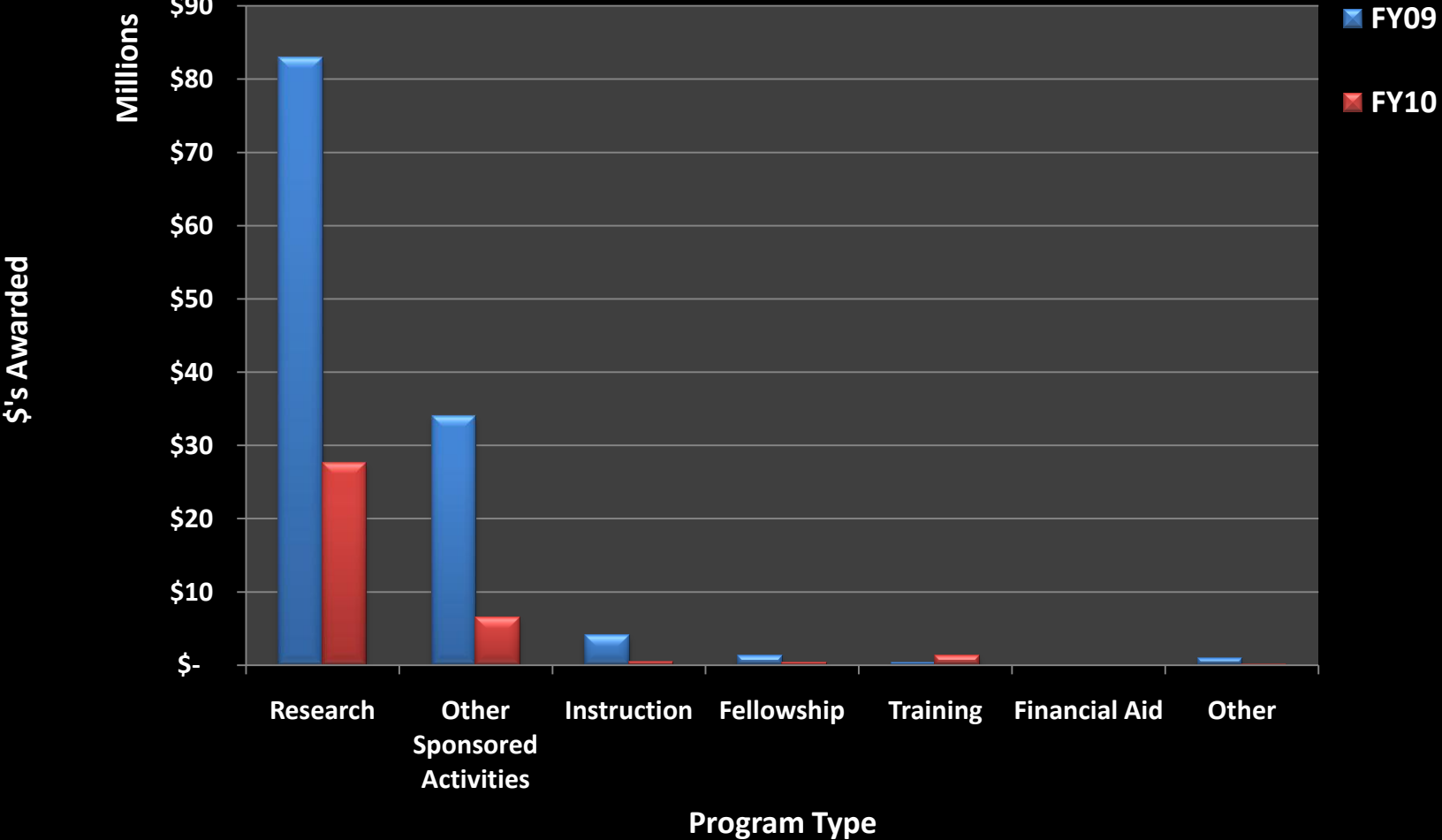
	FY05	FY06	FY07	FY08	FY09	FY10
\$	71,517,001	\$69,733,925	\$87,869,205	\$78,304,072	\$73,459,560	\$27,537,851

FY10 1st Qtr Fiscal Year Comparison on # of RESEARCH Awards



FY05	FY06	FY07	FY08	FY09	FY10
341	318	354	348	404	105

FY09-FY10 YTD Program Type Comparison - Awards



	FY05	FY06	FY07	FY08	FY09	FY10
Research	\$ 71,517,001	\$ 69,733,925	\$ 87,869,205	\$ 78,894,539	\$ 82,819,445	\$ 27,537,851
Other Sponsored Activities	\$ 37,839,282	\$ 32,152,818	\$ 34,081,513	\$ 47,200,322	\$ 33,970,371	\$ 6,551,077
Instruction	\$ 2,645,163	\$ 1,209,317	\$ 1,547,313	\$ 4,116,058	\$ 4,065,462	\$ 423,230
Fellowship	\$ 82,588	\$ 83,734	\$ 176,396	\$ 472,411	\$ 1,236,212	\$ 357,965
Training	\$ 245,929	\$ 592,924	\$ 924,104	\$ 1,478,291	\$ 324,256	\$ 1,284,572
Financial Aid	\$ 2,579,431	\$ 793,218	\$ -	\$ 50,000	\$ -	\$ -
Other	\$ 135,500	\$ 32,400	\$ 1,250,503	\$ 989,639	\$ 884,167	\$ 128,000

FY10 YTD Comparison by Fiscal Year Program Type - Awards

